

Vacancy Overview 2014

Joan McNaboe

Skills and Labour Market Research Unit, SOLAS

April 2015

Objective



- The analysis focuses on the **qualitative aspects** of newly advertised vacancies
- An examination of the **type** of jobs and skills most frequently appearing in the data sources
- When analysed within the labour market context, this analysis can provide insights into where
 - education and training should be focused
 - sourcing skills from abroad may be required
 - working conditions should be examined.



- 1. Advertised Job Vacancy data*** (main data source):
Newly advertised vacant posts advertised through
 - DSP Jobs Ireland
 - IrishJobs.ie
- 2. Employment Permit Data** (provided by the DJEI)
- 3. SLMRU Recruitment Agency Survey** (conducted in October 2014)
- 4. Job announcements** (in the media and through IDA)

*Note: job vacancies may be advertised through channels not captured in the analysis (e.g. company website, international press); the profile of such vacancies may differ from the profile of the vacancy data presented in this report

Key Findings: Labour market context

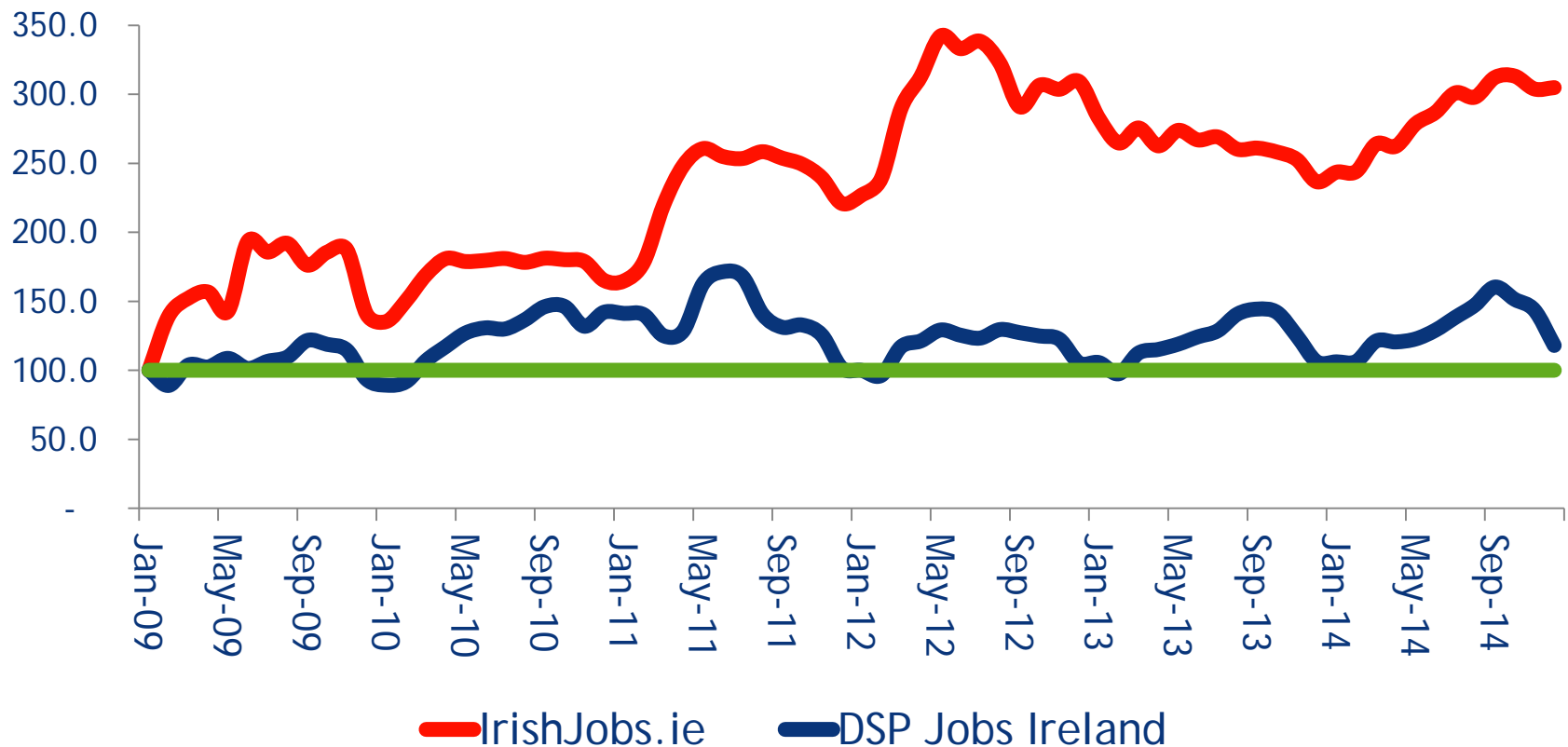


	Employment			Transitions into employment, 2013					IrishJobs.ie Vacancies 2014		DSP Jobs Ireland Vacancies 2014	
	Total Employment Q3 2014*	% Share of Employment	% Change Q3 2013-Q3 2014	Unemployment to employment**	Inactivity to employment**	Inter in	Intra	Total transitions	Share of Total Employment	Share of Total Vacancies	Share of Total Employment	Share of Total Vacancies
Managers	152,800	8%	3.2%	5,800	3,100	4,400	6,600	19,900	1%	6%	1%	2%
Professionals	341,900	18%	-3.6%	10,900	8,400	5,900	23,900	49,100	3%	31%	1%	7%
Associate Professionals	225,900	12%	4.7%	12,300	5,500	7,200	15,500	40,500	4%	31%	3%	11%
Admin/Secretarial	212,900	11%	0.4%	9,600	7,900	6,000	12,500	36,000	2%	13%	2%	7%
Skilled Trades	311,000	16%	6.6%	22,100	7,500	5,500	16,700	51,800	0%	5%	3%	16%
Personal Services	152,400	8%	6.4%	7,100	5,000	3,400	11,600	27,100	0%	2%	8%	17%
Sales	161,600	8%	1.3%	12,600	7,300	7,000	18,900	45,800	1%	6%	5%	11%
Operatives	140,700	7%	-5.0%	11,700	4,400	5,000	11,200	32,300	1%	4%	5%	10%
Elementary	217,700	11%	-1.0%	16,000	12,200	6,900	22,000	57,100	0%	2%	7%	20%
Total	1,926,900	100%	1.5%	108,300	61,400	51,500	139,000	360,200	2%	100%	4%	100%

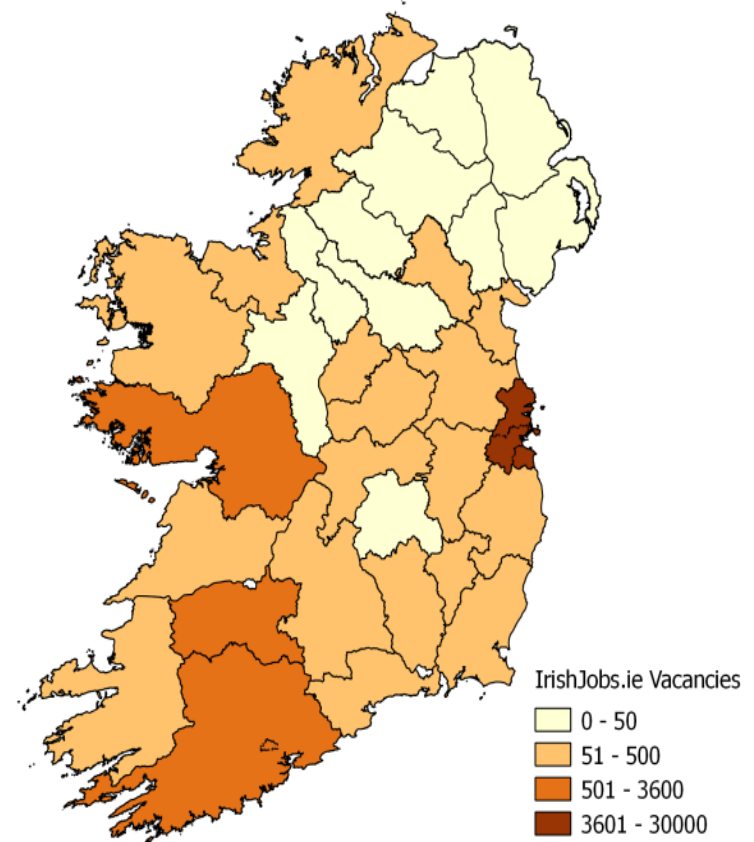
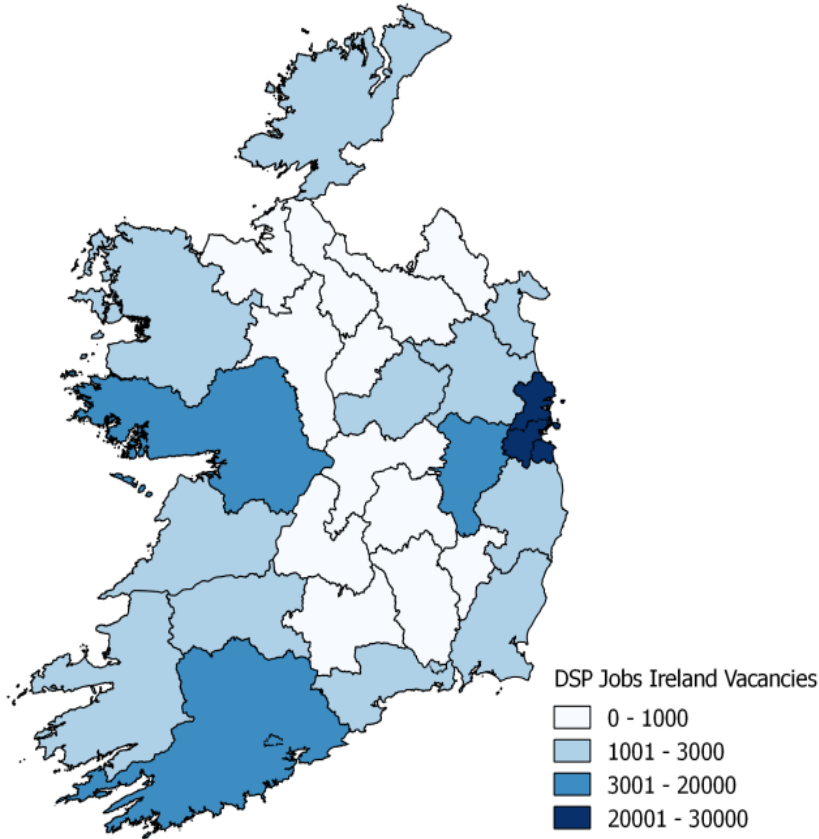
Key Findings: Job Vacancy Index



- The volume of notifications to IrishJobs.ie continued to increase, while those advertised through DSP Jobs Ireland remained close to base (set in January 2009).



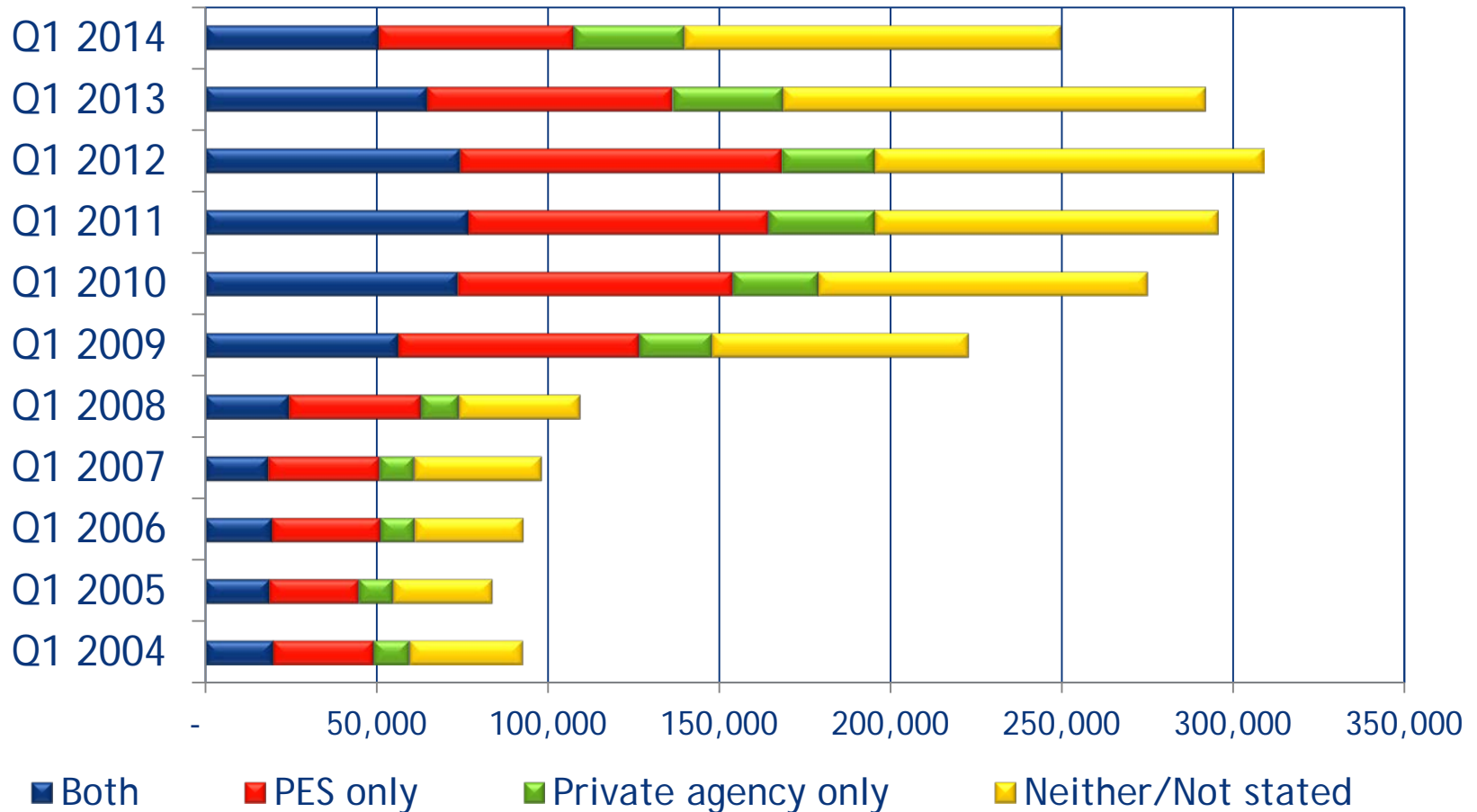
Vacancies by county



Key Findings: Job search analysis



CSO QNHS: Methods used during the previous 4 weeks to find work



Source: SLMRU Analysis of CSO QNHS data

IrishJobs.ie vacancies by occupation and level of frequency, 2014

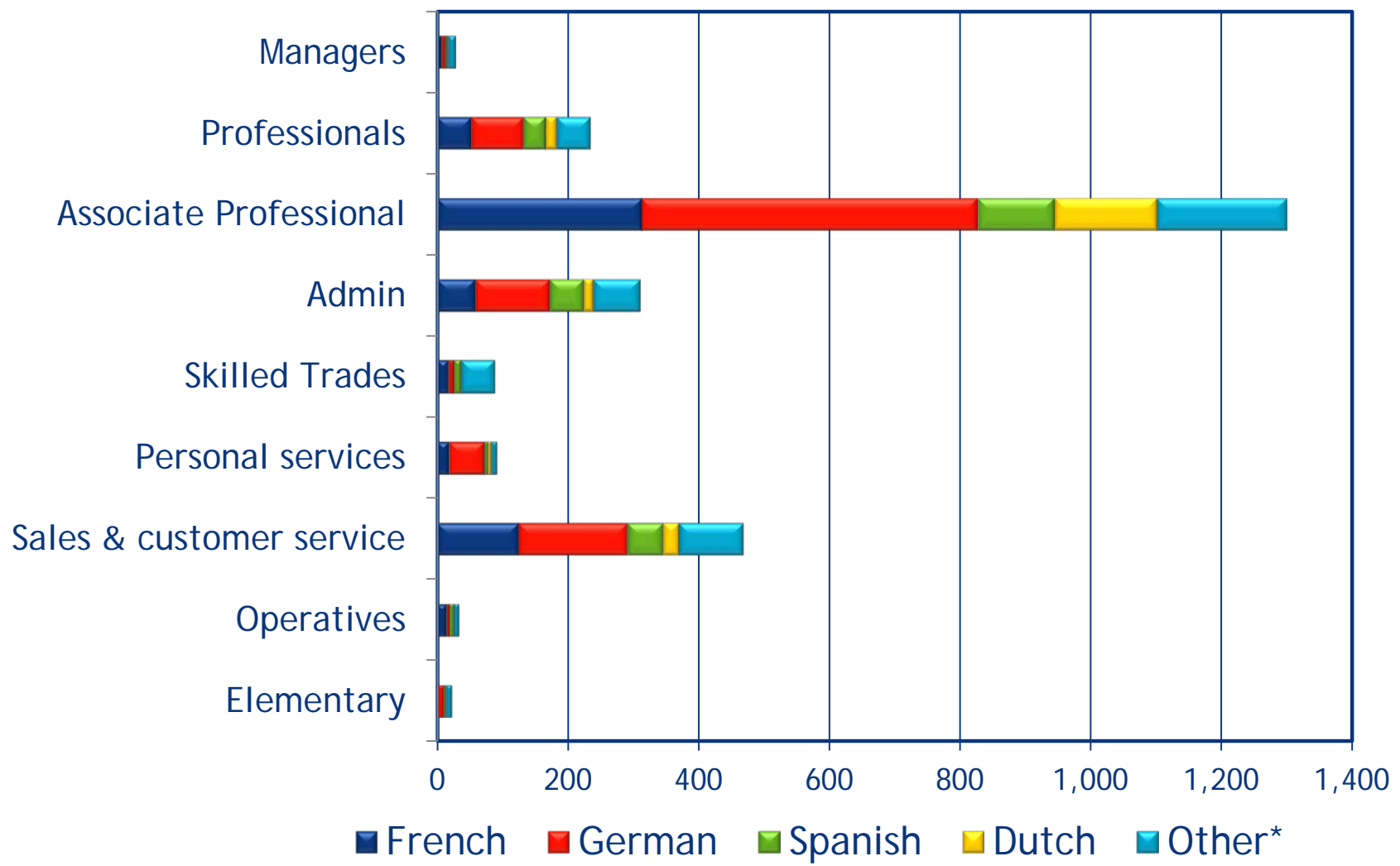


IT professionals (e.g. PL/SQL developer; applications developer (.NET, C#, Java))		Sales and marketing associate professionals	Production functional managers	Other managers	
			Financial administrators		
			Other administrators		
Business professionals (e.g. accountants, actuaries)	Health professionals	Business, finance and related associate professionals	Electronic trades	Metal machining and fitting trades	
			Customer service occupations	Sales occupations	
	Engineering professionals	Science, engineering associate professionals	Carers		
			IT technicians	Security, storage, services labourers	
				Plant, machine, assemblers, process operatives	

DSP Jobs Ireland vacancies by occupation, 2014

Nursing	Sales and marketing							Receptionists
								Mystery shoppers
	IT tech	Trainers				Graphic design		Hosp.
Other				Interpreters		Other admin		
HR				Media	Finance		Retail	
IT	Chefs	Building			Health	Youth work		Finance
		Other			Dental	Tech		
Engineering	Chefs	Metal trades			Eng	Science	HR	Office manager
		Motor trades	Electricals/ electronic			Care workers		
Teaching	Accounting							
	Quantity surveying							
Architects								
Customer service							Leisure	Hair dressing
					Childcare	Housekeeping		
Door to door sales	Process operatives				Catering, waiters, bar			
	Artic/rigid drivers							
Sales assistants	Road transport drivers				Process plant	Other services		
	Mobile machine		Construction			Cleaning		
Sales related	General production operatives		Agriculture		Storage			9

IrishJobs.ie/DSP Jobs Ireland vacancies where specific languages were stated, 2014

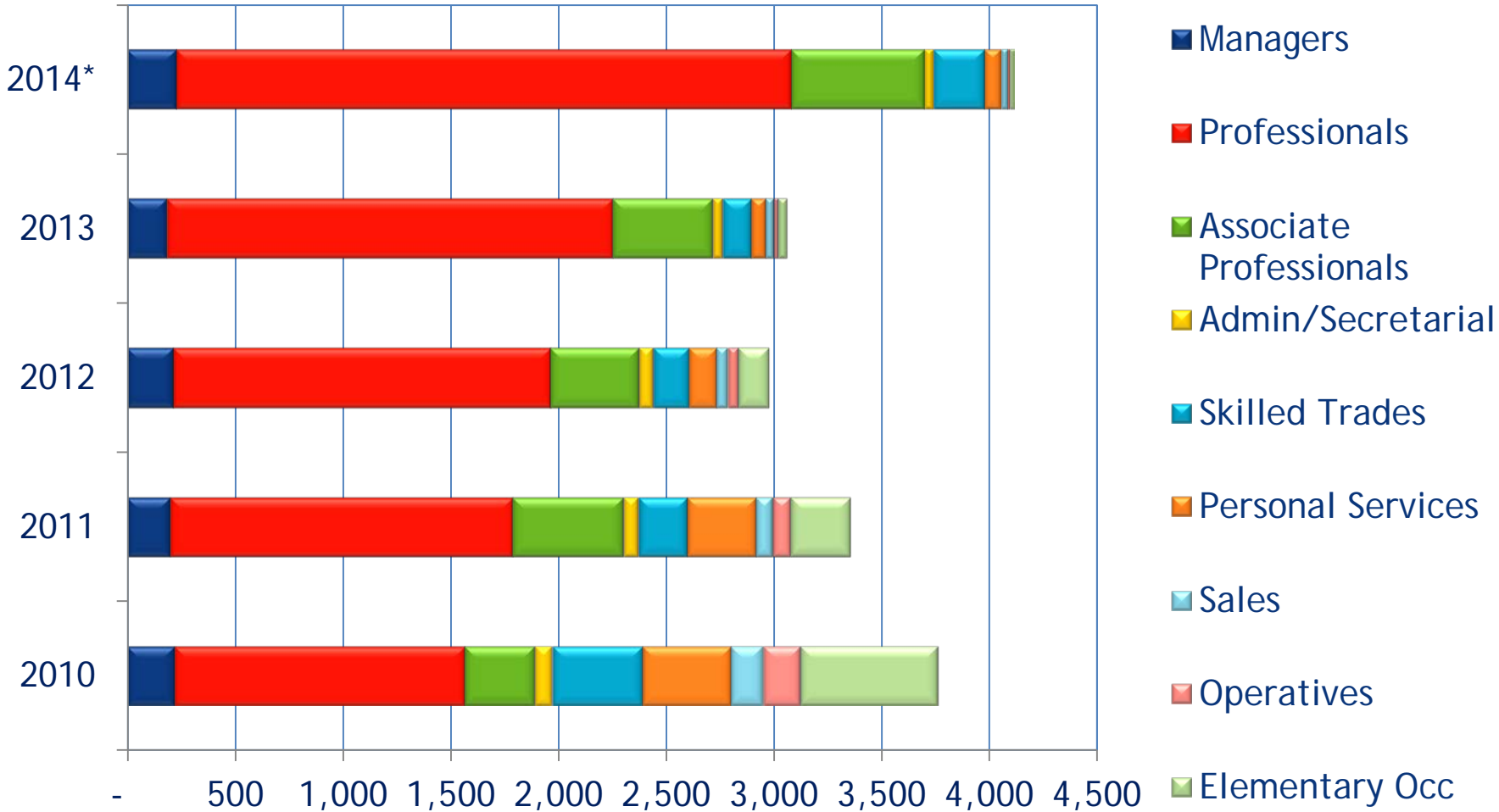


*Other includes Italian, Portuguese, Russian, Arabic, Chinese and Japanese



- Vacancies for **professional occupations** most likely to require a third level degree qualification
- **Sales/customer service positions** had the highest share of vacancies with no minimum level of either education or experience required
- **Managerial vacancies** were most likely to request a minimum of two to six years' experience

Key Findings: Employment Permits



*2014 refers to January to September only

Policy Implications



- **Education and training:**
 - **informing business planning process** for providers of education and training
 - the **foreign language requirements** for a significant number of jobs to be brought to the attention of DES for the *Foreign Languages in Education Strategy for Ireland*
 - incorporation of **relevant work experience** into the education and training process



- **Labour market interventions:**
 - continue to address the **high level of turnover** occurring in lower skilled jobs such as carers, cleaners and some sales roles
 - use analysis for **career guidance** purposes
 - align **labour market activation measures** with areas that have been found to be difficult to fill or where there are signs of expansion demand



- **Immigration:**
 - the analysis points to a **continued shortage of high level skills** in the Irish labour market, particularly in IT
 - **Continued progress has been made through**
 - **ICT Skills Action Plan 2014** and the **Trusted Partner scheme** (due 2015), with increased number of permits issued for ICT occupations in demand and a less complex application process

Data Mining-Occupational groups within the analysed IT vacancies, 2014

